

Do not put my life at risk!

Or would you throw your child out of a third storey window?

- A crash at 50 km/h without child safety seat is equivalent to a free fall from a height of 10 m.
- A collision at only 15 km/h without child safety seat can be fatal for children.
- Without a child safety seat, the risk of death is seven times higher than with a child safety seat that has been installed correctly.



FACTS

Please buckle me up PROPERLY!

Almost 20 percent of children riding in a car are completely unsecured – with an upward tendency.*

In two of three cases, people do not install child safety seats correctly and do not buckle up their children properly.

The consequences range from severe permanent damage to death. In Austria, about 1500 children suffer partly severe injuries every year. As far as children are concerned, accidents they have when riding a car are the most frequent cause of death (not due to an illness).

Children can be spared a lot of suffering when the child safety seat

- is ideally adapted to the body structure of your child,
- is mounted correctly in the car and
- when the child is buckled up correctly in the seat.

ⓘ This folder can be of help to you, but it is not intended to replace expert advice on which seat to buy and the instructions for the use of your child safety seat under any circumstances.

* Data from a recent survey of the Austrian Road Safety Board.



Ask for the free brochure
"Sicher unterwegs im Auto –
Kindersitze richtig angewendet"

www.bmvit.gv.at
0800/21 53 59

The most important statutory provisions

- Car drivers are responsible for the correct belting up of all children up to and including the age of 14.
- All children with a body height of less than 150 cm must be transported with suitable child safety seats. These must comply with the child safety seat test standard ECE 44 in the version 03 (ECE 44/03) at least.
- Every child must be transported on its own seat in the car.
- No reverse-mounted child safety seats must be used on seats with active front air bags.

In the event of violations, charges may be brought against you with an entry in the driving license register, and this is subject to fines of up to EUR 5,000.

For the original law text, go to www.autokindersitz.at

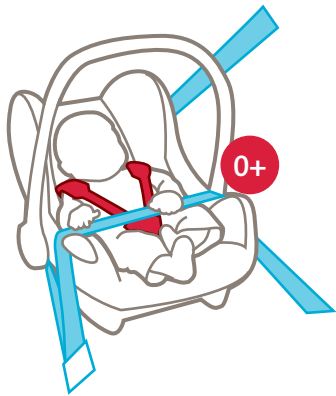
BMVIT – Austrian Federal Ministry for Transport, Innovation and Technology, © BMVIT 2009 in cooperation with the Austrian Road Safety Board, www.autokindersitz.at and www.grosse-schuetzen-kleine.at, Photographs: Marion Birkefeld/plainpicture, photocase, Design/Illustration: modularplus.com



Safe car rides
Instructions for the correct use
of child safety seats

Group 0+

For babies with a weight of up to 13 kg



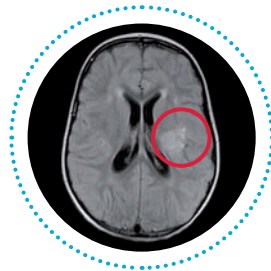
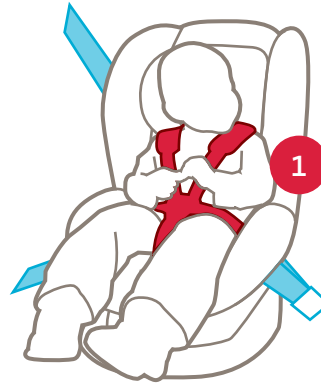
*Felix, 6 weeks old
His mother kept him in her
arms during a ride in a
friend's car.*

*Serious brain injuries –
severe permanent disablement*



Group 1

For toddlers with a weight of up to 9–18 kg



*Theo, 3 years old
Sat on the rear seat
unbelted when riding
to kindergarten.*

*Brain injuries –
Permanent disablement*

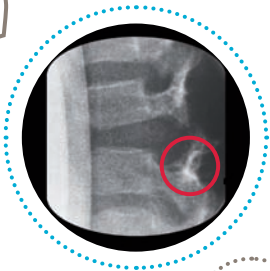
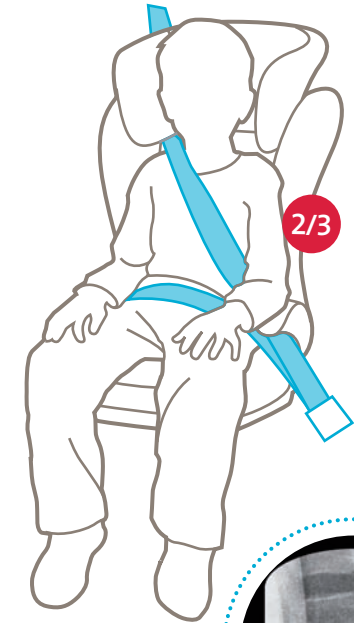
ADVICE

Please observe the following for every ride:

- Please read the instructions for use – **too many people do not use child safety seats correctly.**
- **Connect the child safety seat as tight as possible to the car seat. Check the installed child safety seat before every ride.**
- Screen traps and belts must be fitted tightly to the child's body – **three fingers at the most may fit in between the shoulder belt and the child's chest.**
- Always **upgrade** to the next higher group **as late as possible.**

Groups 2+3

For children with a weight of 15–36 kg



*Laura, 8 years old: was buckled
up only with the pelvic belt.
Cracked vertebral bodies –
paraplegia*

ADVICE

Please observe the following for every ride:

- **Take the time and always follow the instructions** – no “hollow compromises” with regard to the buckling up of older children!
- An adult seat belt alone is not sufficient for children with a body height of **less than 150 cm. A seat cushion (preferably with an integrated back support) has to be used.**
- **Check the belt fit every time the child is buckled up:** put the pelvis belt in both belt hooks – hook the shoulder belt in the belt hook that is closer to the belt lock.
- It is safest for bigger children **to sit on the back seat** too.